

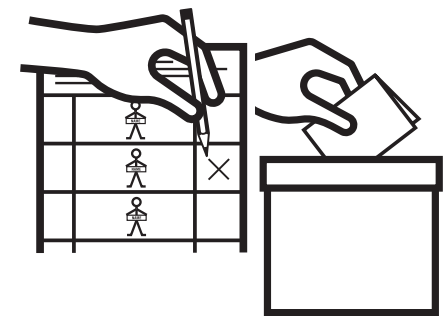


Makaton Support for Voting

in Elections or Referendums

with Makaton Symbols and Signs

**POLLING
STATION**



Published by: **The Makaton Charity**

 help@makaton.org

 makaton.org

from whom additional copies and information are available.

© The Makaton Charity 2026

This edition published January 2026

All rights reserved. Except as permitted under the terms of any valid collecting society licence no part of these materials may be reproduced, disseminated or published or sold to the public in any form (electronic, mechanical, photocopying, recording or otherwise) or stored in a retrieval system of any nature without the copyright holder's written permission. Reproduction or electronic storage in full in any form, any resale or commercial hire or lending of the materials, or any commercial exploitation of copies of the materials is strictly prohibited.

The Makaton Charity is a Registered Charity No. 1119819

Makaton is the registered Trade Mark of The Makaton Charity

For further information about our work please see our website makaton.org.

Follow us on social media:

 [Facebook.com/TheMakatonCharity](https://www.facebook.com/TheMakatonCharity)

 [@MakatonCharity](https://twitter.com/MakatonCharity)


 [YouTube.com/MakatonCharity](https://www.youtube.com/MakatonCharity)

What is Makaton?

Makaton is a communication programme that combines speech, signs and symbols to empower anyone living with learning or communication difficulties to understand and be understood.

Makaton has brought positive transformation to millions of lives by giving people a way to express themselves independently, overcoming frustration and promoting inclusion.

The Makaton Charity has been dedicated to improving the lives of people with communication difficulties for over 50 years. We offer a range of services and products including training, resources and membership to support individuals and organisations in their work with people with communication difficulties. To find out more about Makaton, please visit: makaton.org




Makaton Training

Makaton training is designed to provide participants with a comprehensive introduction to Makaton Symbols and Signs, as well as practical skills and knowledge that can be used to support people with communication difficulties.

Training can offer ideas, advice, and guidance to improve your communication, accessibility, and inclusion strategies. Our workshops are suitable for a wide range of individuals and workplaces, including teachers, speech therapists, support workers, parents, and carers.

Makaton training is delivered by experienced Makaton Tutors and is designed to be fun, engaging and interactive, helping participants to develop their skills and confidence. To find Makaton training, please visit: makaton.org/training.




Makaton Membership

Becoming a Makaton member is the perfect tool to support you on your Makaton journey.

As a member, you will have access to a range of benefits, including:

- 24/7 exclusive access to our online library of over 40,000 signs, symbols, video demonstrations, resources and support materials
- Opportunities to attend exclusive member events delivered by Makaton experts
- Access to our MakaChat community to build your network and get support

To start your membership, please visit: makaton.org/membership.



Topic Download: Voting

Voting is an important way for people to have their say, but it can be challenging, especially when it takes place in an unfamiliar setting or follows a process that is different from everyday life. New environments, routines and expectations can all create barriers to understanding and communication.

This Topic Download supports communication around the voting process using Makaton Symbols, Signs and photos. The resources help explain what happens when someone goes to vote and what they can expect on the day.

Each sign and/or symbol represents the meaning of a concept rather than specific spoken words. Symbols and signs can be used individually to support understanding, or combined to build simple sentences and share more than one idea.

The photos included can be used to talk through each step of the voting process. While polling stations may look different, the images help explain what generally happens and what to expect.

How to Use this Topic Download

This resource is designed to be used with the support of an interactor or supporter, who can work through and explain the voting process with the Makaton User. The content focuses only on the process of casting a vote at a polling station.

Other aspects of voting, such as registering to vote or applying for postal or proxy votes, are not included. These processes vary across the UK and should always be checked on the relevant government website for accurate and up-to-date guidance.

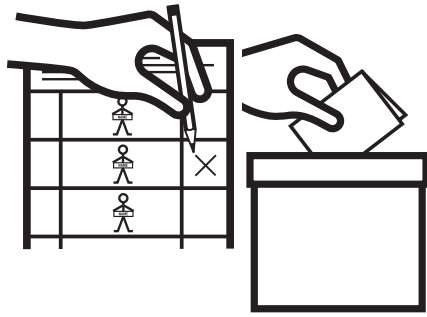
The symbols, signs and photos can be used flexibly, starting with Core Vocabulary and building on this as appropriate. It can also be helpful to prepare in advance by exploring, in a neutral way, information about parties, candidates and issues.

Practising the voting process beforehand, such as through role-play or practice votes, can help build confidence and reduce anxiety before Voting Day.



You

can




vote




by

going

to the



polling station



by

post

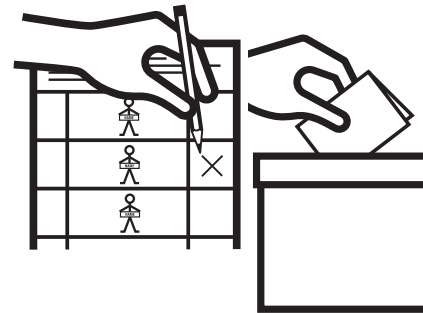



or by

asking

someone else

to



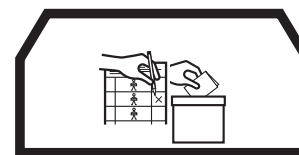
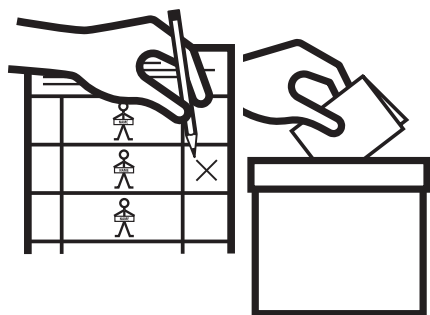
vote



for



you




Voting at the **polling station**






You will



get

a

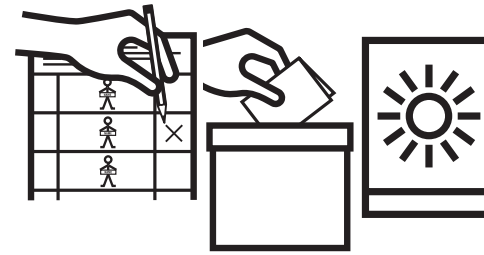


poll card



before

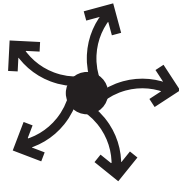
an



election




Information



about




your



polling station

is

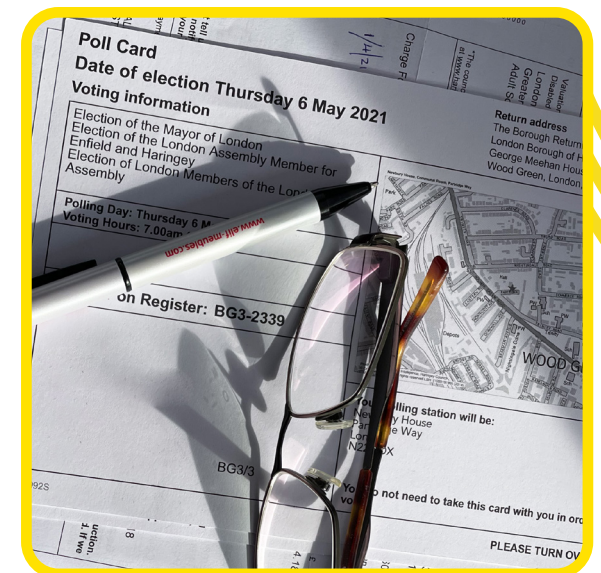



on

the

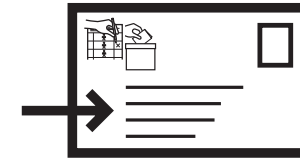


card

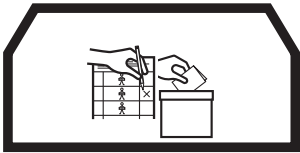





Open



The **day** the **polling station** is **open** is **on** the **card**

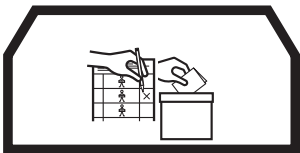


Open




07:00

The **polling station** **opens** at **7am**

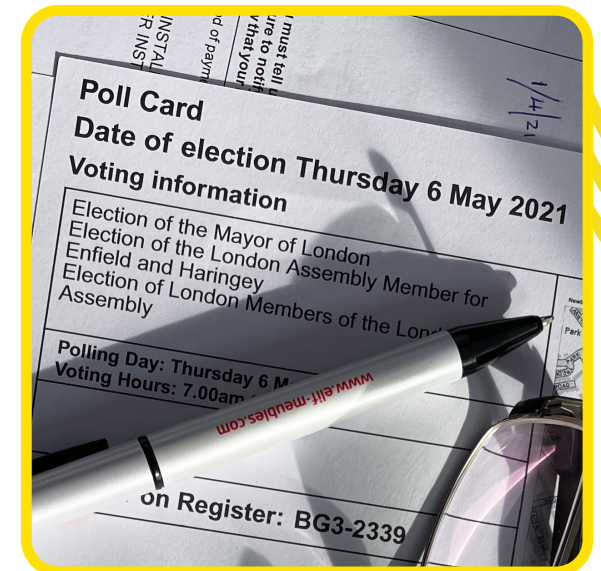


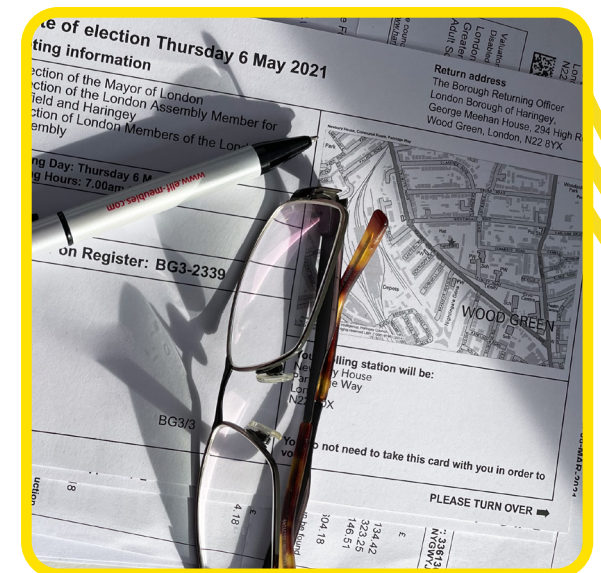


Closed


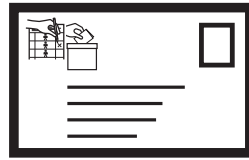


22:00

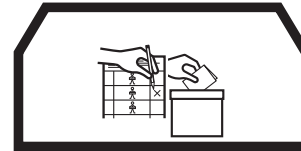
The **polling station** **closes** at **10pm**








You do not need to bring your poll card to the polling station



You need to bring your photo ID to the polling station





The

staff

will



ask



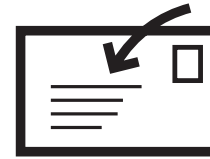
your



name



and



address



The

staff

will



ask



for

your




photo ID



The

staff

will

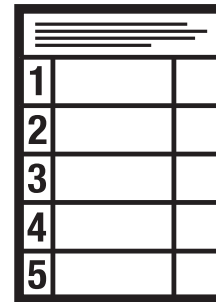


give



you

a



ballot paper



You

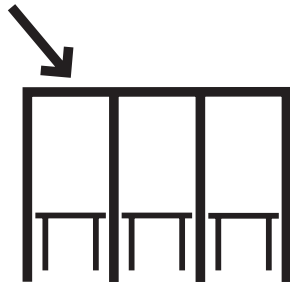


must



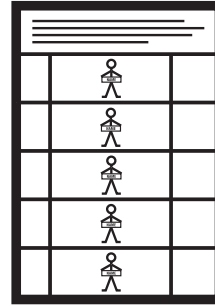
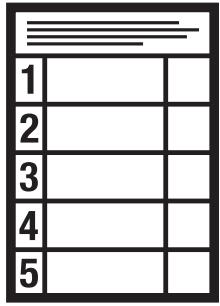
go to

a






booth





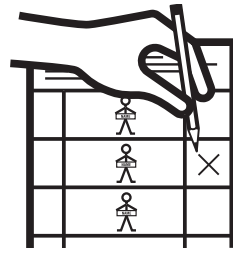
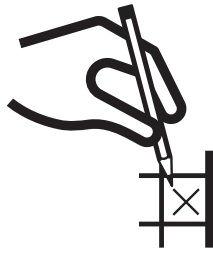
The ballot paper is a list of candidates




You will see if the candidate is a member of a political party




You can choose the candidate you want



You can draw a cross in the box next to the candidate



You should fold your ballot paper




You must put the ballot paper in the ballot box

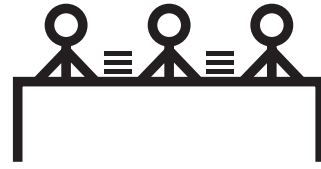




You



ask



staff



if



you



need

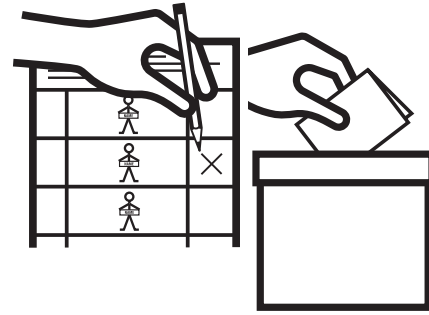


help

can


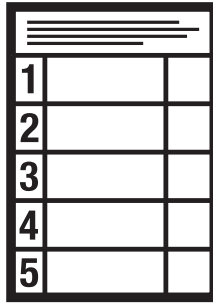

the





Voting by post





You will

get

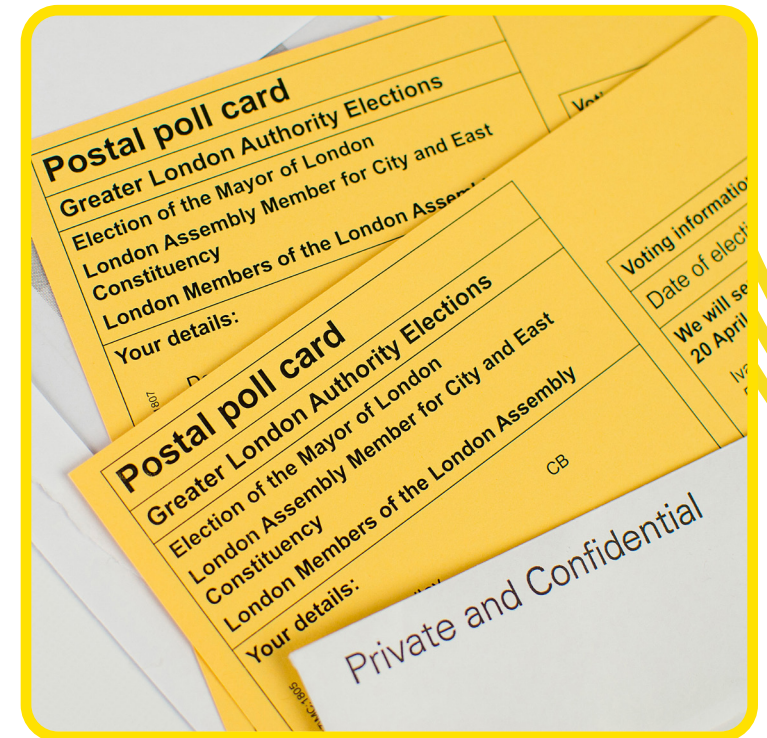
a ballot paper

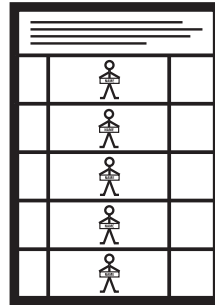
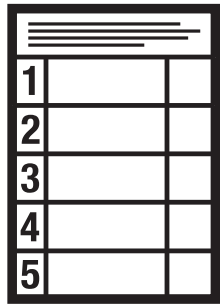
and

letter




before an

election





The ballot paper is a list of candidates



You will see if the candidate is a member of a political party



You



can

choose

the



candidate



you

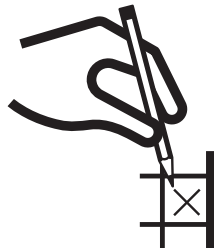


want




You

can



draw a cross in the box

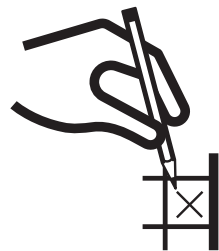


next to the candidate




You

should

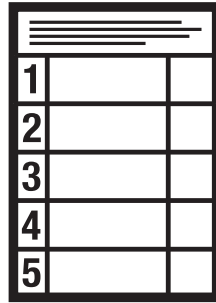


draw your cross


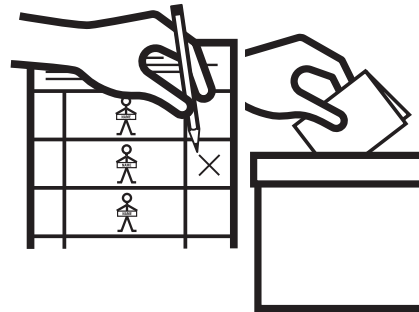

in



secret



You should post the ballot paper and letter



You should keep your vote private



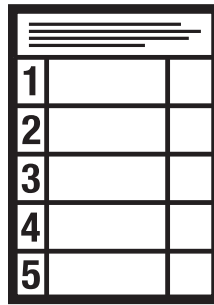
You

should



post

your



ballot paper



and



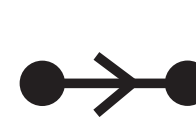
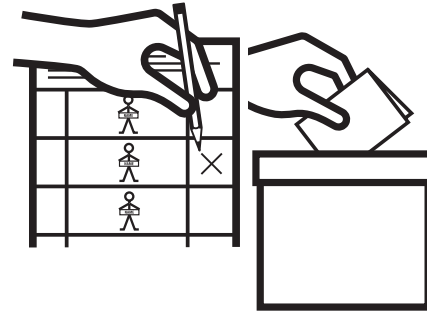

letter



quickly







You can

ask


someone to

vote

for

you





The

person

must

be



someone



you



know



someone




you



trust






The

person

can

be



your




parent





your

carer

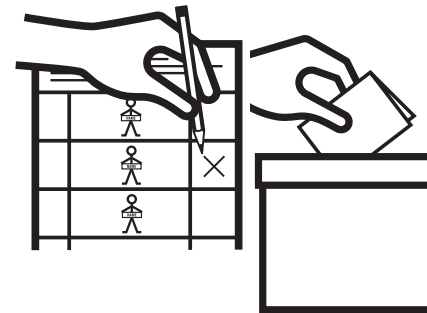





You need to tell the person which candidate to vote for



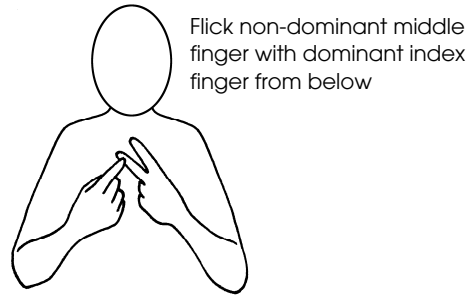
The person can go to the polling station




Or the person can post your vote

Voting Sign Bank


Another



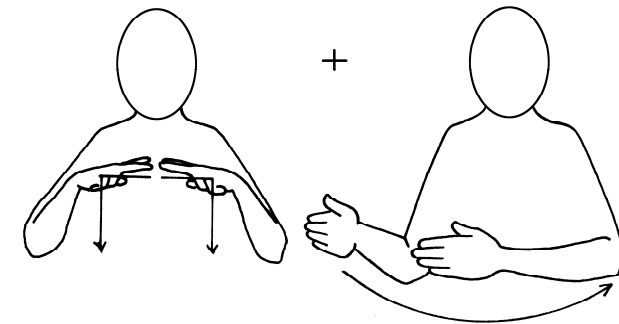
Before



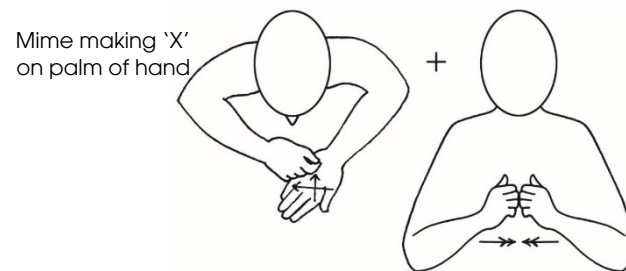
To Ask



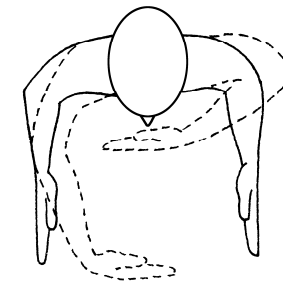
Booth



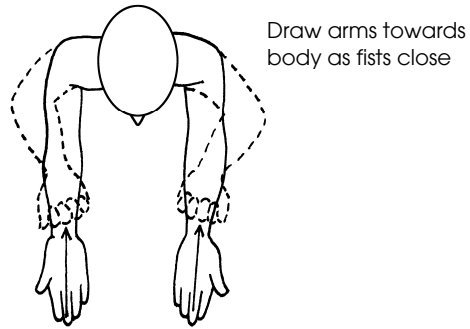
Ballot Paper



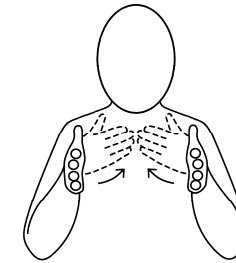
Ballot Box (Box)



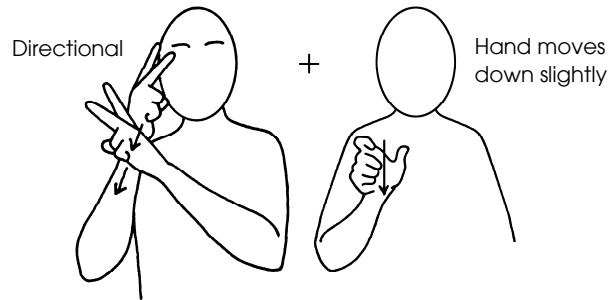
To Bring




To Close (generic)



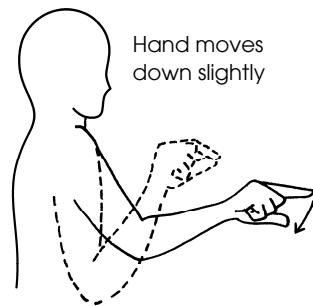
Carer



Day



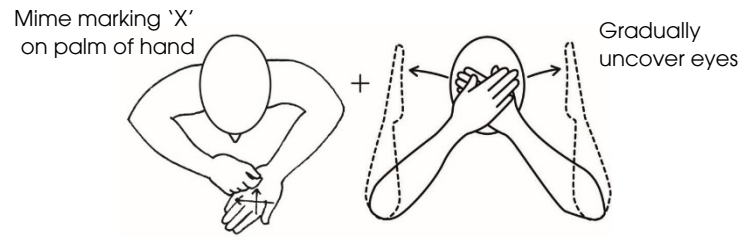
To Choose



Draw a Cross



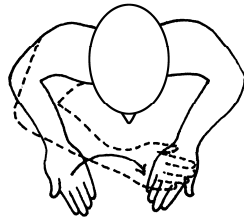
Election



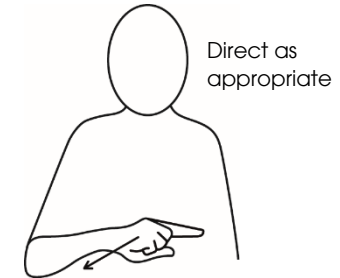
Get (To Be Given (To Give (2))



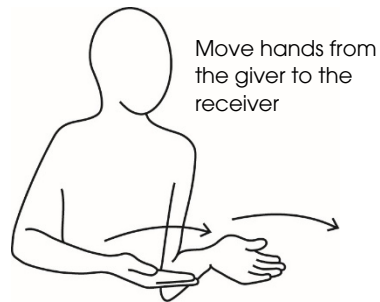
Fold Ballot Paper



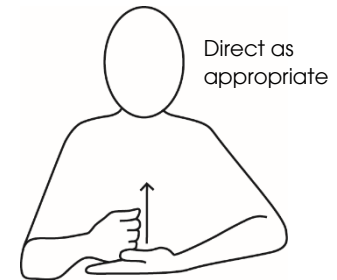
To Go/ Going



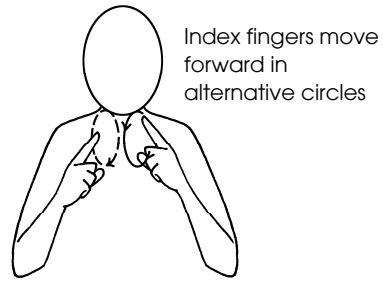
Get (To Be Given (To Give (1))



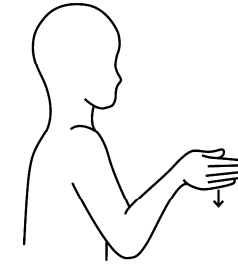
To Help (1)



Information



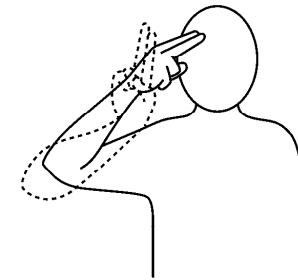
Must



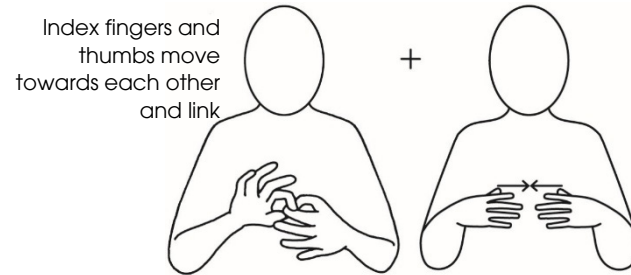
To Know



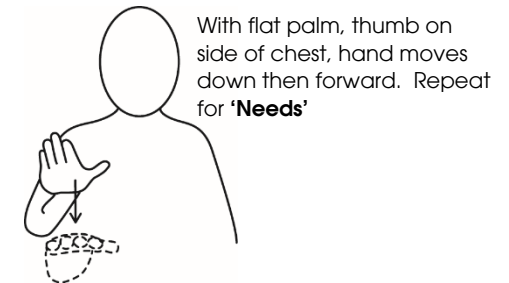
Name



Member of Political Party




Need



Not (No)




Parent



Flat dominant hand
fingertips tap
heel of
non-dominant
hand twice

On

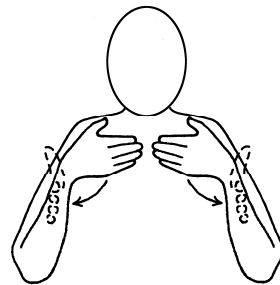


**Person/
Candidate**

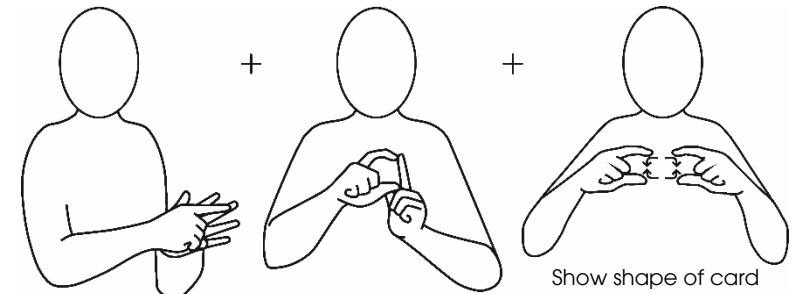


Hand moves
down slightly

**To Open
(Generic)**



**Photo ID (ID
Card)**

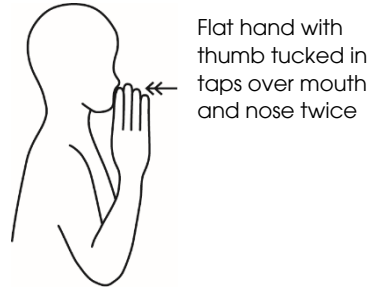


Finger spell 'I'

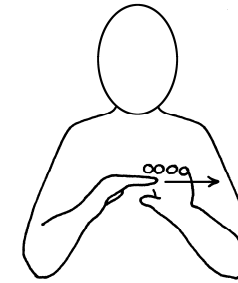
Finger spell 'D'

Show shape of card

Private




To Post



Poll Card (Letter)

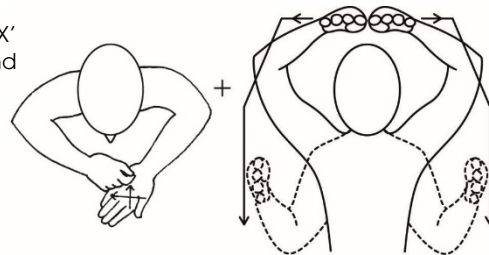


To Put (ballot paper in the ballot box)

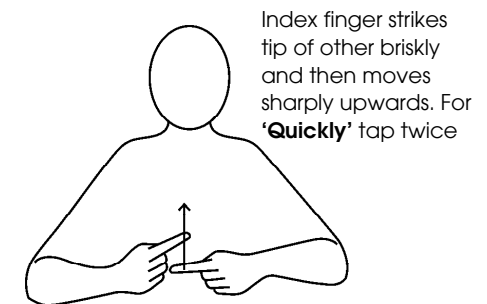


Polling Station

Mime marking 'X' on palm of hand



Quick



**Secret/
Confidential**



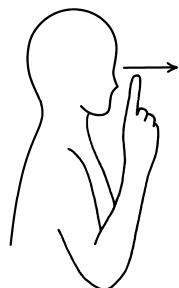
Dominant hand behind non-dominant, hand move from one side of mouth to other alternately in very small movements

Time (1)



Tap twice

To See

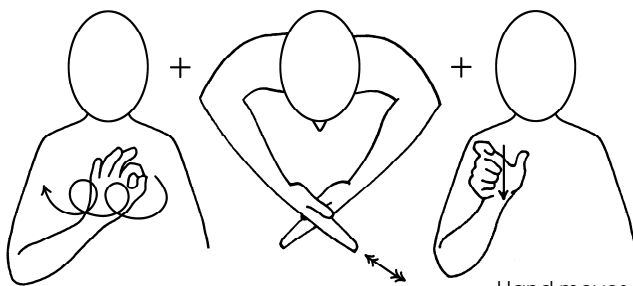


**Time (2)/
Hour**



Movement ends at starting point

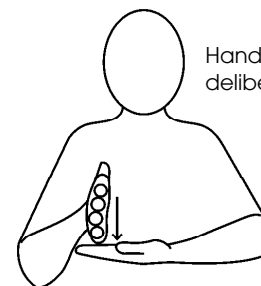
Staff



Repeated sawing movement on knuckles of non-dominant hand

Hand moves down slightly

Trust



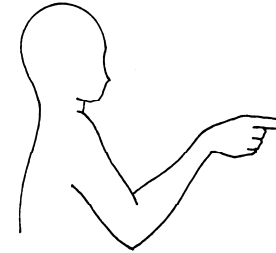
Hand strikes palm deliberately

**To Vote/
Voting**



Mime marking 'X'
on palm of hand

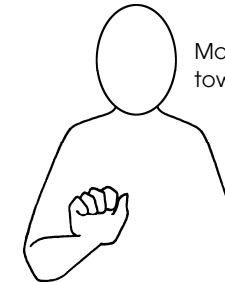
You (1)



To Want



Your (1)



Move fist forwards
towards person

To Write



Mime writing

Seven



Ten

